用 心 服 务 · 品 质 卓 越

SHANGHAI 上海凯程
KAICHENG

IHF衬氟离心泵 IHF FLUOROPLASTICS LINER RCENTRIFUGAL PUMPS

产品说明书 Product specification

www.kcmp.cn

IHF 氟塑料衬里离心泵产品介绍

Brief Introduction of IHF Fluoroplastics Liner Centrifugal Pumps

IHF 型氟塑料衬里离心泵

IHF Fluoroplastics Liner Centrifugal Pump

IHF

简介及特点 Brief Introduction and Features

- IHF型氟塑料衬里离心泵是我公司致力于聚全氟乙丙烯（简称F46）衬里离心泵自行开发研究的化工泵，产品以其合理的结构，优良的密封性能，备受化工、冶金、石油、离子膜和军事工程等行业单位青睐，九十年代我们又根据国内外有关资料经消化、吸收，博采取长、精心设计，开发成功新一代耐强腐蚀IHF系列离心泵，它几乎可以抵抗任何种类的酸、碱、盐、氧化物和有机溶剂的强烈腐蚀，产品行销全国各省市。

- IHF type fluoroplastics liner centrifugal pump is F46 liner chemical pump which is developed by our slvesin dependtly. Because of its proper structure and excellent sealing result, these products are very cared by chemical industry, metallurgy, oilionmem brance and military engineering etc. In 90s, we success fully developed a new generational higher osionproof IHF series centrifugal pump according to domestic and foreign relative information. It almost can resistant all kinds of strongesion such chasacid, alkali, salt, oxideand organically olentetc. The product was sold very well all over the country.

- IHF离心泵按国际标准设计，泵体采用金属外壳内衬聚全氟乙丙烯（F46），泵盖、叶轮和轴套均用金属嵌件外包氟塑料整体烧结压制成型，轴封采用外装式波纹机械密封，静环选用99.9%（氧化铝陶瓷或氮化硅），动环采用四氟填充材料，其特点是耐腐、耐磨、密封性能优越可靠。

- IHF type centrifugal pump is designed according to international standards. The pump body is made by metal housing and FEP (F46) lining, pump cover, impeller and shaft sleeve are made by integrated sintering and pressure moulding of metal insert and fluoroplastic housing, shaft seal is sealed by external waviness mechanical seal, stationary seal ring is made of 99.9% Alumina ceramics or silicon nitride, and rotating seal ring is made of PTFE stuffing materials, with features such as corrosion proof, abrasion proof and excellent and reliable sealing performance.

主要用途 Main Applications

- 本泵适用于输送任何浓度的硫酸、盐酸、醋酸、氢氟酸、硝酸、王水、强碱、强氧化剂、有机溶剂，还原剂等苛刻条件的强腐蚀性介质，是目前世界上最新耐腐蚀装备之一。它的最大优点是结构先进合理、密封性能严密可靠、拆卸检修方便、工作稳定、噪声低、使用寿命长。

- This pump can be used in transporting harsh and strong erosive medium of any density such as viriol, hydrochloric, organic dissolvent and reducing agent etc. It is one of the most latest erosion proof equipments in the world. Its biggest advanced and logical structure, reliable sealing performance, convenient dismantlinf and repair, stable operation, low noise and long life.

- 使用温度:-30℃~150℃.
  Operating temperature: -30℃~150℃.

IHF 型泵结构图 Structural Drawing of IHF Pumps

IHF型泵结构图 Structural Drawing of IHF Pumps

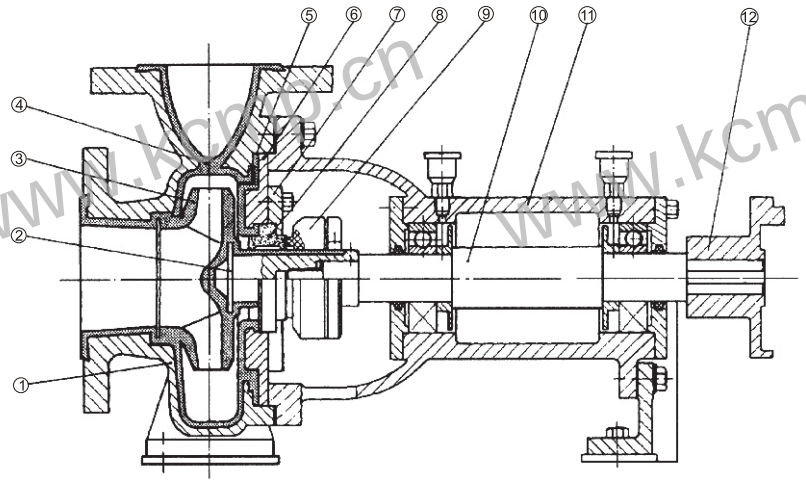

IHF型泵主要零部件表 Main Parts Table of IHF Pumps

序号 No.	1	2	3	4	5	6	7	8	9	10	11	12
名称 Name	泵体 Pumplosing	叶轮骨架 Impeller Skeleton	叶轮 Impeller	泵体衬里 Pumplosing Lining	泵盖衬里 Pump Cover lining	泵盖 Pump Cover	机封压盖 Mechanical Seal Gland	静环 Still ring	动环 Movable ring	泵轴 Pump Shaft	轴承体 Bearing Body	联轴器 Coupling
材料 Material	HT200	45#	聚全氟乙丙烯 F46	聚全氟乙丙烯 F46	聚全氟乙丙烯 F46	HT200	1Cr18Ni9Ti	99.9%氧化铝陶瓷 99.9% alminum oxideleramics	填充四氟乙烯 Filled with pife	3Cr13	HT200	HT200

型号意义 Designation

IH F 80-50-160 A

- A — 叶轮经第一次切割 Impeller via first cut
- 160 — 叶轮名义直径 (mm) Impeller nominal diamerter
- 50 — 出口直径 (mm) outlet diameter
- 80 — 进口直径 (mm)inlet diameter
- F — 泵过流件为氟塑料 pump main parts are F1 plastic
- IH — 国际标准化工泵系列产品 Serial product of international standard chemical pump

www.kcmp.cn

IHF型泵性能曲线图(试验介质为常温清水) Performance Curve of IHF Pumps (Test Medium: Normal Temperature Clean Water)

IHF型泵性能曲线图 Performance Curve of IHF Pumps

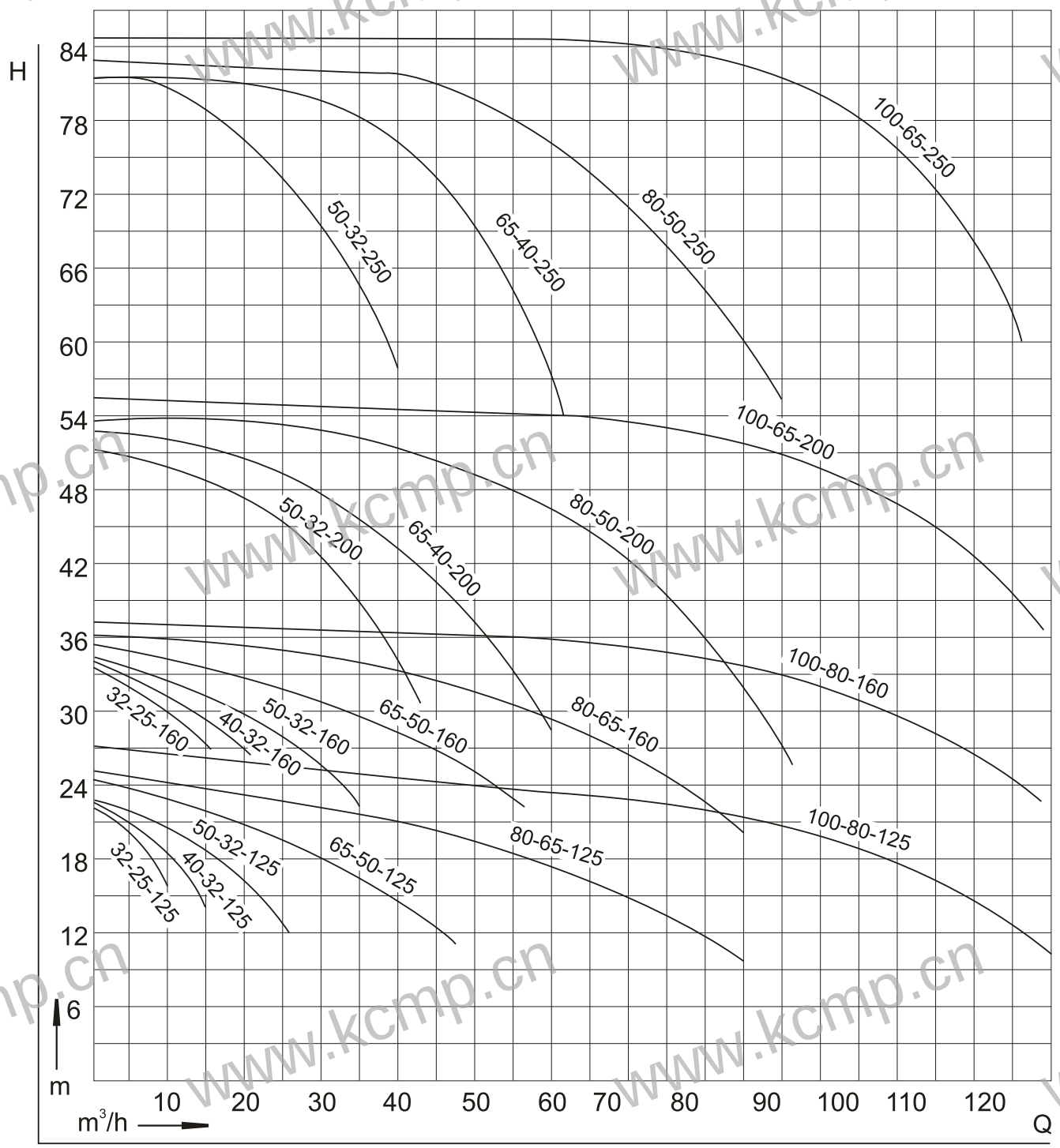

www.kcmp.cn

IHF型泵性能参数表、安装尺寸图及安装尺寸表 Performance Parameters Table, Installation Dimensions Drawing and Installation Dimensions Table of IHF Pumps

性能参数表 Performance Parameters

Type 型号	r/min speed 转速	流量Q Capacity m³/h	L/S	Head (m) 扬程	Efficiency η% 效率	Power KW 轴功率	电机功率	Neve Sory (NPSH)r (m) 必需汽蚀余量	Impeller Diameter (mm) 叶轮直径	Weight (kg) 重量
IHF32-25-125	2900	3.5 5 6.5	0.97 1.39 1.80	21 20 18	40 44 42	0.50 0.62 0.76	1.5	2.3	128	80
	1450	1.75 2.5 3.25	0.49 0.69 0.90	5.25 5 4.5	37 40 38	0.068 0.085 0.105	0.75	2.3	128	75
IHF32-25-125A	2900	3.1 4.5 5.8	0.06 1.25 1.61	17.6 16 14.4	38 41 40	0.70 0.48 0.57	1.1	2.3	115	75
IHF32-25-160	2900	3.5 5 6.5	0.97 1.39 1.80	33 32 30	34 40 42	0.93 1.10 1.26	2.2	2.3	162	90
	1450	1.75 2.5 3.25	0.49 0.69 0.90	8.25 8 7.5	30 38 40	0.131 0.143 0.166	0.75	2.3	162	75
IHF32-25-160A	2900	3.1 4.5 5.8	0.86 1.25 1.61	29 28 26	30 35 36	0.81 0.97 1.14	1.5	2.3	152	80
IHF40-32-125	2900	4.4 6.5 8.3	1.22 1.80 2.31	21 20 18	40 45 43	0.63 0.79 0.95	2.2	2.5	128	90
	1450	2.2 3.25 4.15	0.60 0.90 1.15	5.25 5 4.5	37 41 40	0.085 0.108 0.127	0.75	2.5	128	75
IHF40-32-125A	2900	3.9 5.6 7.4	1.08 1.56 2.06	17.6 16 14.4	38 42 40	0.49 0.58 0.72	1.5	2.5	115	80

安装尺寸图 Installation Dimensions Drawing

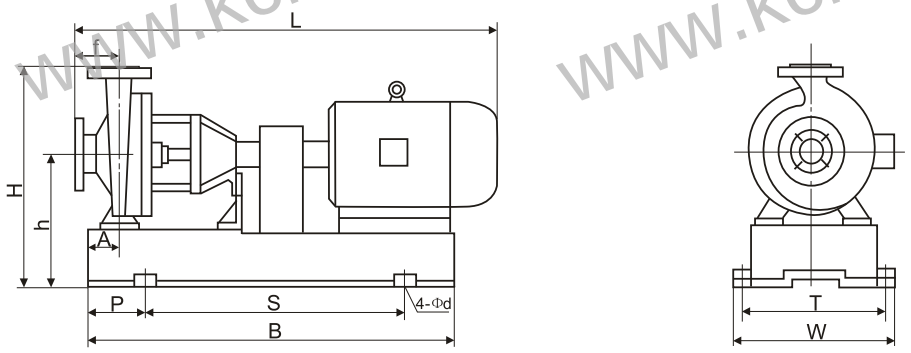

安装尺寸表 Installation Dimensions

Type 产品型号	Motor type / Power (KW) 电机型号/功率	外形及安装尺寸 Outline and Installation Dimensions L	B	S	P	A	W	T	H	h	f	4- Φd
IHF32-25-125	Y802-4/0.75	780	730	470	120	60	320	270	350	220	80	4- Φ19
	Y802-2/1.1	780	730	470	120	60	320	270	350	220	80	4- Φ19
	Y90S-2/1.5	790	730	470	120	60	320	270	350	220	80	4- Φ19
IHF32-25-160	Y802-4/0.75	780	730	470	120	60	320	270	350	220	80	4- Φ19
	Y90S-2/1.5	790	740	530	130	60	350	300	370	230	80	4- Φ19
	Y90L-2/2.2	810	740	530	130	60	350	300	370	230	80	4- Φ19
IHF40-32-125	Y802-4/0.75	780	730	470	120	60	320	270	350	220	80	4- Φ19
	Y90S-2/1.5	790	730	470	120	60	320	270	350	220	80	4- Φ19
	Y90L-2/2.2	820	730	470	120	60	320	270	350	220	80	4- Φ19

www.kcmp.cn

IHF型泵性能参数表、安装尺寸图及安装尺寸表 Performance Parameters Table, Installation Dimensions Drawing and Installation Dimensions Table of IHF Pumps

性能参数表 Performance Parameters

Type 型号	r/min speed 转速	流量Q Capacity m³/h	L/S	Head (m) 扬程	Efficiency η% 效率	Power KW 轴功率	电机功率	Neve Sory (NPSH)r (m) 必需汽蚀余量	Impeller Diameter (mm) 叶轮直径	Weight (kg) 重量
IHF40-32-160	2900	4.4 6.5 8.3	1.22 1.80 2.31	33 32 30	34 40 39	1.16 1.42 1.71	2.2	2.5	162	90
	1450	2.2 2.5 3.25	0.60 0.90 1.15	8.25 8 7.5	33 36 37	0.14 0.15 0.18	0.75	2.5	162	75
IHF40-32-160A	2900	3.9 5.6 7.4	1.08 1.56 2.06	29 28 26	32 38 37	0.96 1.23 1.41	1.5	2.5	152	80
IHF50-32-125	2900	8.8 12.5 16.3	1.08 1.56 2.06	21.5 20 17.5	45 54 53	1.15 1.26 1.47	2.2	3.0	128	90
	1450	4.4 6.25 8.15	1.2 1.74 2.26	5.37 5 4.37	37 46 45	0.17 0.18 0.22	0.75	3.0	128	75
IHF50-32-125A	2900	8 11 14.5	2.22 3.05 4.03	17 16 14	42 52 51	0.88 0.92 1.08	1.5	3.0	115	80
IHF50-32-160	2900	8.8 12.5 16.3	2.44 3.47 4.53	33 32 30	41 48 47	1.93 2.27 2.84	4	3.0	160	120
	1450	4.4 6.25 8.15	1.2 1.74 2.26	8.25 8 7.5	31 41 42	0.31 0.33 0.39	0.75	3.0	160	90
IHF50-32-160A	2900	8.2 11.7 15.2	2.28 3.25 4.22	29 28 26	39 47 46	1.16 1.88 2.34	3	3.0	150	100

安装尺寸图 Installation Dimensions Drawing

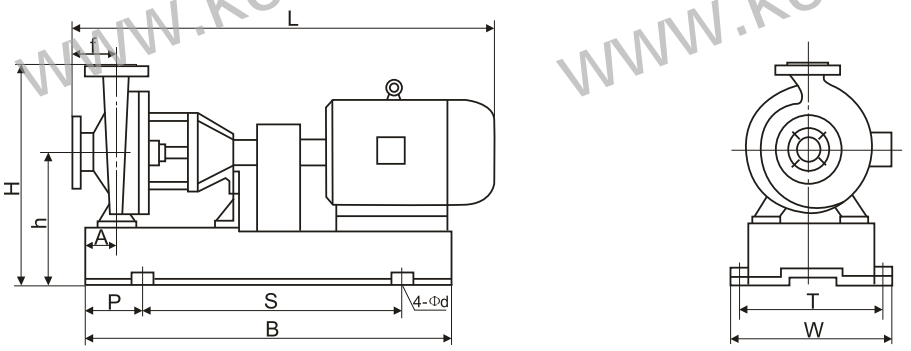

安装尺寸表 Installation Dimensions

Type 产品型号	Motor type / Power (KW) 电机型号/功率	外形及安装尺寸 Outline and Installation Dimensions L	B	S	P	A	W	T	H	h	f	4- Φd
IHF40-32-160	Y802-4/0.75	780	740	530	130	60	320	270	350	230	80	4- Φ19
	Y90S-2/1.5	800	740	530	130	60	350	300	370	230	80	4- Φ19
	Y90L-2/2.2	810	740	530	130	60	350	300	370	230	80	4- Φ19
IHF50-32-125	Y802-4/0.75	800	740	530	130	60	350	300	370	230	80	4- Φ19
	Y90S-2/1.5	810	750	530	130	60	350	300	360	220	80	4- Φ19
	Y90L-2/2.2	820	750	530	130	60	350	300	360	220	80	4- Φ19
IHF50-32-160	Y802-4/0.75	820	820	560	130	60	350	300	370	235	80	4- Φ19
	Y100L-2/3	900	800	455	175	60	390	340	480	220	80	4- Φ19
	Y112M-2/4	900	820	560	130	60	350	300	370	235	80	4- Φ19

www.kcmp.cn

IHF型泵性能参数表、安装尺寸图及安装尺寸表 Performance Parameters Table, Installation Dimensions Drawing and Installation Dimensions Table of IHF Pumps

性能参数表 Performance Parameters

Type 型号	r/min speed 转速	流量Q Capacity m³/h	L/S	Head (m) 扬程	Efficiency η% 效率	Power KW 轴功率	电机功率	Neve Sory (NPSH)r (m) 必需汽蚀余量	Impeller Diameter (mm) 叶轮直径	Weight (kg) 重量
IHF50-32-200	2900	8.8 12.5 16.3	2.44 3.47 4.53	52 50 48	34 42 41	3.70 4.10 5.20	7.5	3.0	190	150
	1450	4.4 6.25 8.15	1.2 1.74 2.26	13 12.5 12	25 33 36	0.62 0.65 0.74	1.5	3.0	190	100
IHF50-32-200A	2900	8.2 11.7 15.2	2.28 3.25 4.22	45 44 42	31 40 39	3.24 3.50 4.45	5.5	3.0	178	130
IHF50-32-250	2900	8.8 12.5 16.3	2.44 3.47 4.53	82 80 76	27 35 34	7.30 7.80 10	11	3.0	250	220
	1450	4.4 6.25 8.15	1.2 1.74 2.26	20.5 20 19	20 27 30	1.22 1.26 1.40	2.2	3.0	250	100
IHF50-32-250A	2900	8.2 11.7 15.2	2.28 3.25 4.22	71 70 68	25 34 33	4.53 6.56 8.52	7.5	3.0	235	170
IHF65-50-125	2900	17.5 25 32	4.86 6.94 9.0	21.5 20 17.5	56 64 63	1.83 2.13 2.42	3	3.5	128	100
	1450	8.75 12.5 16	2.43 3.47 4.44	5.37 5 4.37	45 57 58	0.28 0.30 0.33	0.75	3.5	128	80
IHF65-50-125A	2900	15.6 22.3 29	4.33 6.19 8.1	17 16 14	53 62 61	1.36 1.57 1.79	2.2	3.5	115	90

安装尺寸图 Installation Dimensions Drawing

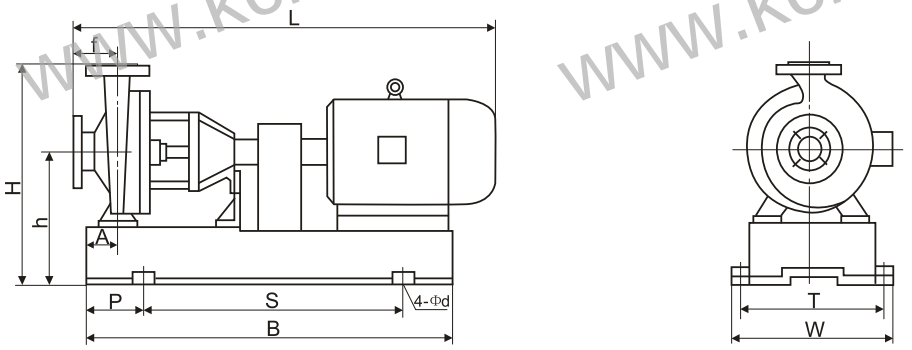

安装尺寸表 Installation Dimensions

Type 产品型号	Motor type / Power (KW) 电机型号/功率	外形及安装尺寸 Outline and Installation Dimensions L	B	S	P	A	W	T	H	h	f	4- Φd
IHF50-32-200	Y90L-4/1.5	850	800	560	130	60	350	300	370	235	80	4- Φ19
	Y132S1-2/5.5	970	850	560	140	60	390	340	380	260	80	4- Φ19
	Y132S2-2/7.5	980	850	560	140	60	390	340	380	260	80	4- Φ19
IHF50-32-250	Y100L1-4/2.2	1030	920	560	200	80	480	430	520	290	100	4- Φ24
	Y132S2-2/7.5	1180	1170	775	200	80	490	440	520	290	100	4- Φ24
	Y160M1-2/11	1280	1170	775	200	80	490	440	520	290	100	4- Φ24
IHF65-50-125	Y802-4/0.75	800	750	530	130	60	350	300	360	220	80	4- Φ19
	Y90L-2/2.2	850	820	560	130	60	350	300	370	235	80	4- Φ19
	Y100L-2/3	870	770	550	110	60	320	270	360	220	80	4- Φ19

www.kcmp.cn

IHF型泵性能参数表、安装尺寸图及安装尺寸表 Performance Parameters Table, Installation Dimensions Drawing and Installation Dimensions Table of IHF Pumps

性能参数表 Performance Parameters

Type 型号	r/min speed 转速	流量Q Capacity m³/h	L/S	Head (m) 扬程	Efficiency η% 效率	Power KW 轴功率	电机功率	Neve Sory (NPSH)r (m) 必需汽蚀余量	Impeller Diameter (mm) 叶轮直径	Weight (kg) 重量
IHF65-50-160	2900	17.5 25 32	4.86 6.94 9.0	33 32 27.5	50 59 57	3.15 3.69 4.20	5.5	3.5	160	145
	1450	8.75 12.5 16	2.43 3.47 4.44	8.25 8 6.87	40 53 51	0.49 0.51 0.59	1.1	3.5	160	90
IHF65-50-160A	2900	16.4 23.3 30.4	4.56 6.5 8.44	29 28 24	48 58 56	2.70 3.10 3.54	4	3.5	150	130
IHF65-40-200	2900	17.5 25 32	4.86 6.94 9.0	52 50 45.5	45 54 54	5.50 6.30 7.35	11	3.5	195	225
	1450	8.75 12.5 16	2.43 3.47 4.44	13 12.5 11.4	36 46 47	0.86 0.93 1.05	1.5	3.5	195	100
IHF65-40-200A	2900	16.4 23.3 30.4	4.56 6.5 8.44	46 44 40	43 53 52	4.30 5.00 5.20	7.5	3.5	183	170
IHF65-40-250	2900	17.5 25 32	4.86 6.94 9.0	82 80 76	39 50 52	10.10 10.90 12.74	18.5	3.5	250	240
	1450	8.75 12.5 16	2.43 3.47 4.44	20.5 20 19	32 42 44	1.52 1.62 1.88	3	3.5	250	130
IHF65-40-250A	2900	16.4 23.3 30.4	4.56 6.5 8.44	71 70 68	36 48 50	8.80 9.30 11.25	15	3.5	235	230

安装尺寸图 Installation Dimensions Drawing

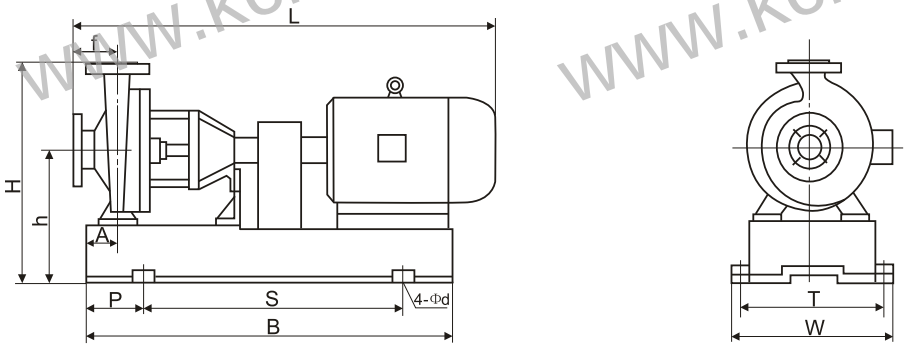

安装尺寸表 Installation Dimensions

Type 产品型号	Motor type / Power (KW) 电机型号/功率	外形及安装尺寸 Outline and Installation Dimensions L	B	S	P	A	W	T	H	h	f	4- Φd
IHF65-50-160	Y90S-4/1.1	870	820	560	120	60	390	340	400	235	80	4- Φ19
	Y112M-2/4	900	820	560	120	60	350	300	370	235	80	4- Φ19
	Y132S1-2/5.5	960	840	600	120	60	390	340	400	235	80	4- Φ19
IHF65-40-200	Y90L-4/1.5	990	880	560	140	60	390	340	380	260	100	4- Φ19
	Y132S2-2/7.5	1120	850	560	140	60	390	340	380	260	100	4- Φ19
	Y160M1-2/11	1140	980	660	150	60	460	400	440	260	100	4- Φ19
IHF65-40-250	Y100L2-4/3	1030	920	560	200	80	480	430	520	290	100	4- Φ19
	Y160M2-2/15	1180	1170	775	200	80	490	430	520	290	100	4- Φ19
	Y160L-2/18.5	1330	1170	775	200	80	490	430	520	290	100	4- Φ24

www.kcmp.cn

IHF型泵性能参数表、安装尺寸图及安装尺寸表 Performance Parameters Table, Installation Dimensions Drawing and Installation Dimensions Table of IHF Pumps

性能参数表 Performance Parameters

Type 型号	r/min speed 转速	流量Q Capacity m³/h	L/S	Head (m) 扬程	Efficiency η% 效率	Power KW 轴功率	电机功率	Neve Sory (NPSH)r (m) 必需汽蚀余量	Impeller Diameter (mm) 叶轮直径	Weight (kg) 重量
IHF80-65-125	2900	35 50 65	9.72 13.9 18.1	21.5 20 17	64 69 67	3.20 3.95 4.50	5.5	4.0	134	150
	1450	17.5 25 32.5	4.86 6.9 9.0	5.37 5 4.25	54 64 62	0.47 0.53 0.61	1.1	4.0	134	90
IHF80-65-125A	2900	31 45 58	8.6 12.5 16.1	17 16 14	62 68 67	2.30 2.88 3.30	4	4.0	120	130
IHF80-65-160	2900	35 50 65	9.72 13.9 18.1	33 32 27.5	60 68 67	5.24 6.41 7.27	11	4.0	165	220
	1450	17.5 25 32.5	4.86 6.9 9.0	8.25 8 6.88	50 62 61	0.78 0.88 1.00	1.5	4.0	165	100
IHF80-65-160A	2900	31 45 58	8.6 12.5 16.1	29 28 24	58 67 66	4.10 5.12 5.34	7.5	4.0	165	190
IHF80-50-200	2900	35 50 65	9.72 13.9 18.1	52 50 45.5	52 64 65	9.53 10.64 12.39	15	4.0	197	230
	1450	17.5 25 32.5	4.86 6.9 9.0	13 12.5 11.38	51 59 58	1.21 1.44 1.74	3	4.0	197	130
IHF80-50-200A	2900	31 45 58	8.6 12.5 16.1	46 44 40	50 63 62	7.35 8.56 10	11	4.0	185	220

安装尺寸图 Installation Dimensions Drawing

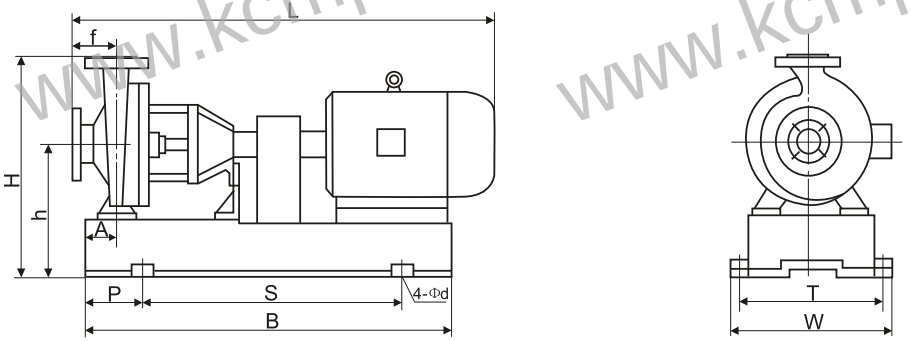

安装尺寸表 Installation Dimensions

Type 产品型号	Motor type / Power (KW) 电机型号/功率	外形及安装尺寸 Outline and Installation Dimensions L	B	S	P	A	W	T	H	h	f	4- Φd
IHF80-65-125	Y90S-4/1.1	820	800	560	130	60	350	300	370	235	100	4- Φ24
	Y112M-2/4	900	820	560	130	60	350	300	370	235	100	4- Φ24
	Y132S1-2/5.5	980	840	600	120	60	390	340	400	235	100	4- Φ24
IHF80-65-160	Y90L-4/1.5	840	800	560	130	60	390	340	380	260	100	4- Φ24
	Y132S2-2/7.5	1040	850	560	140	60	390	340	380	260	100	4- Φ24
	Y160M1-2/11	1140	980	660	150	60	460	400	440	260	100	4- Φ24
IHF80-50-200	Y100L2-4/3	940	850	560	140	60	390	340	380	260	100	4- Φ24
	Y160M1-2/11	1000	960	660	150	60	460	400	460	270	100	4- Φ24
	Y160M2-2/15	1020	960	660	150	60	460	400	460	270	100	4- Φ24

www.kcmp.cn

IHF型泵性能参数表、安装尺寸图及安装尺寸表 Performance Parameters Table, Installation Dimensions Drawing and Installation Dimensions Table of IHF Pumps

性能参数表 Performance Parameters

Type 型号	r/min speed 转速	流量Q Capacity m³/h	L/S	Head (m) 扬程	Efficiency η% 效率	Power KW 轴功率	电机功率	Neve Sory (NPSH)r (m) 必需汽蚀余量	Impeller Diameter (mm) 叶轮直径	Weight (kg) 重量
IHF80-50-250	2900	35 50 65	9.72 13.9 18.1	82 80 72	40 50 51	19.40 21.80 25	30	4.0	248	400
	1450	17.5 25 32.5	4.86 6.9 9.0	20.5 20 18	40 50 51	2.40 2.70 3.12	4	4.0	248	145
IHF80-50-250A	2900	31 45 58	8.6 12.5 16.1	71.5 70 63	39 50 51	15.40 17.60 19.90	22	4.0	232	310
IHF100-80-125	2900	70 100 130	19.4 27.8 36.1	23 20 14	70 75 65	6.26 7.26 7.63	11	5.0	136	220
	1450	35 50 65	9.7 13.9 18.0	5.75 5 3.5	65 70 64	0.85 0.97 0.98	1.5	4.5	136	100
IHF100-80-125A	2900	62.5 89 116	17.4 24.7 32.2	18 16 11	68 73 65	4.50 5.30 5.74	7.5	5.0	122	200
IHF100-80-160	2900	70 100 130	19.4 27.8 36.1	34 32 24	68 74 65	9.53 11.78 13.03	15	5.0	170	230
	1450	35 50 65	9.7 13.9 18.0	8.5 8 6.5	60 68 67	1.35 1.60 1.69	2.2	4.5	170	110
IHF100-80-160A	2900	65.4 93.5 121	18.2 26 33.6	32 28 21	66 73 65	8.60 9.30 10.6	11	5.0	159	220

安装尺寸图 Installation Dimensions Drawing

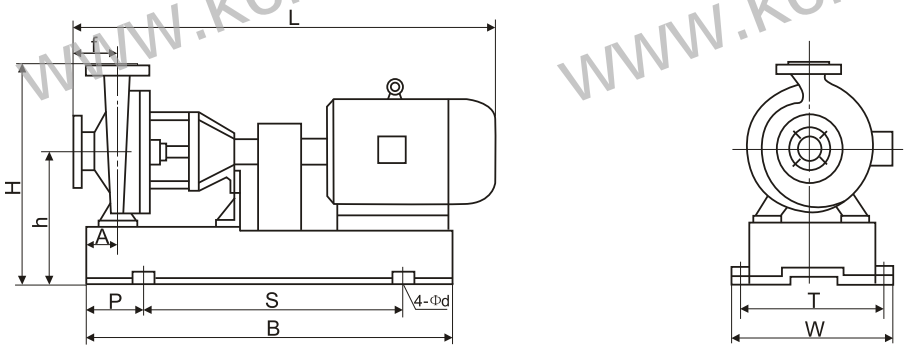

安装尺寸表 Installation Dimensions

Type 产品型号	Motor type / Power (KW) 电机型号/功率	外形及安装尺寸 Outline and Installation Dimensions L	B	S	P	A	W	T	H	h	f	4- Φd
IHF80-50-250	Y112M-4/4	1050	920	560	200	80	480	430	510	285	100	4- Φ24
	Y180M-2/22	1330	1170	775	200	80	490	430	510	285	100	4- Φ24
	Y200L1-2/30	1430	1270	850	220	80	550	490	510	285	100	4- Φ24
IHF100-80-125	Y90L-4/1.5	960	800	560	130	80	390	340	380	260	100	4- Φ24
	Y132S2-2/7.5	1040	850	560	140	80	390	340	380	260	100	4- Φ24
	Y160M1-2/11	1140	980	660	150	80	460	400	440	270	100	4- Φ24
IHF100-80-160	Y100L1-4/2.2	940	850	560	140	80	390	340	460	270	100	4- Φ24
	Y160M1-2/11	1120	1090	760	165	80	460	400	480	280	100	4- Φ24
	Y160M2-2/15	1140	1090	760	165	80	460	400	480	280	100	4- Φ24

www.kcmp.cn

IHF型泵性能参数表、安装尺寸图及安装尺寸表 Performance Parameters Table, Installation Dimensions Drawing and Installation Dimensions Table of IHF Pumps

性能参数表 Performance Parameters

Type 型号	r/min speed 转速	流量Q Capacity m³/h	L/S	Head (m) 扬程	Efficiency η% 效率	Power KW 轴功率	电机功率	Neve Sory (NPSH)r (m) 必需汽蚀余量	Impeller Diameter (mm) 叶轮直径	Weight (kg) 重量
IHF100-65-200	2900	70 100 130	19.4 27.8 36.1	52 50 42	64 72 71	15.50 18.91 20.94	30	5.0	210	400
	1450	35 50 65	9.7 13.9 18.0	13 12.5 10.5	60 68 63	2.06 2.50 2.95	4	4.5	210	140
IHF100-65-200A	2900	65.4 93.5 121	18.2 26 33.6	46 44 37	63 71 70	13 15.02 17.40	22	5.0	197	310
IHF100-65-250	2900	70 100 130	19.4 27.8 36.1	87 80 68	62 69 68	26.60 31.60 35	45	4.0	255	450
	1450	30 50 60	8.33 13.9 16.7	21.2 20 18.5	58 63 62	3.00 4.30 4.72	5.5	4.5	255	170
IHF100-65-250A	2900	65.4 93.5 121	16.2 26 33.6	76.5 70 59	60 68 67	20.25 26.2 28	37	4.5	238	410

安装尺寸图 Installation Dimensions Drawing

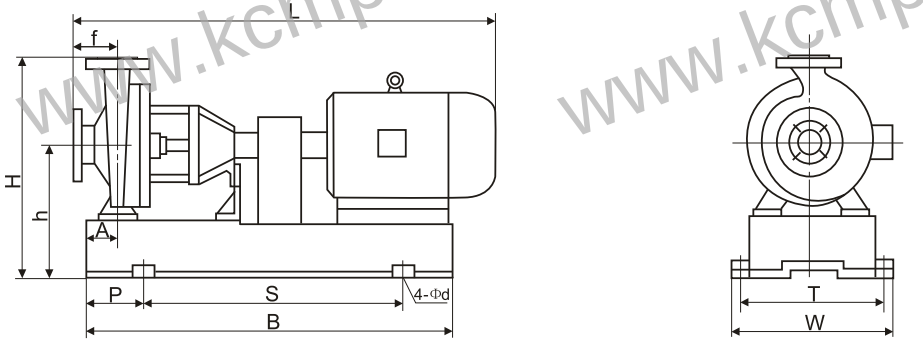

安装尺寸表 Installation Dimensions

Type 产品型号	Motor type / Power (KW) 电机型号/功率	外形及安装尺寸 Outline and Installation Dimensions L	B	S	P	A	W	T	H	h	f	4- Φd
IHF100-65-200	Y112M-4/4	1050	920	560	200	80	480	430	525	300	100	4- Φ28
	Y180-2/22	1280	1220	880	190	80	570	500	525	300	100	4- Φ28
	Y200L1-2/30	1380	1220	880	190	80	570	500	525	300	100	4- Φ28
IHF100-65-250	Y132S-4/5.5	1140	950	560	160	80	610	510	550	300	100	4- Φ28
	Y200L2-2/37	1380	1220	880	200	80	630	525	550	300	100	4- Φ28
	Y225L-2/45	1780	1450	1280	200	80	630	560	550	300	100	4- Φ28

www.kcmp.cn

IHF型泵进出口法兰示意尺寸图及尺寸表 Inlet & Outlet Flange Sketch Map and Dimensions Table of IHF Pumps

进出口法兰示意图 Inlet & Outlet Flange Sketch Map

进口法兰 Inlet Flange

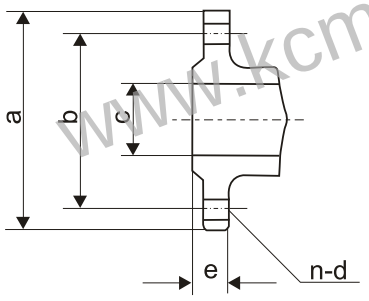

出口法兰 Outlet Flange

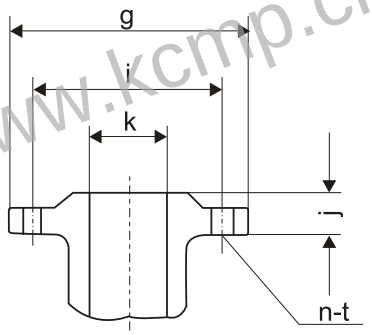

法兰尺寸表 Flange Dimensions

Type 型号	进口法兰尺寸 Inlet flange dimensions					出口法兰尺寸 Outlet flange dimensions				
	c	a	b	e	n-d	k	g	i	j	n-t
IHF32-25-125	32	120	90	16	4-14	25	100	75	16	4-14
IHF32-25-160										
IHF40-32-125	40	130	100	18	4-14	32	120	90	18	4-14
IHF40-32-160										
IHF50-32-125	50	165	125	20	4-18	32	140	100	18	4-18
IHF50-32-160						32	145	110	18	
IHF50-32-200										
IHF50-32-250										
IHF65-50-125	65	185	145	20	4-18	50	165	125	20	4-18
IHF65-50-160										
IHF65-40-200						40	150	110	18	
IHF65-40-250										
IHF80-65-125	80	200	160	20	8-18	65	185	145	20	4-18
IHF80-65-160										
IHF80-50-200						50	165	125	20	
IHF80-50-250										
IHF100-80-125	100	220	180	22	8-18	80	200	160	20	8-18
IHF100-80-160										
IHF100-65-200						65	185	145	20	4-18
IHF100-65-250										

www.kcmp.cn

www.kcmp.cn

SHANGHAI 上海凯程
KAICHENG

上海凯程制泵有限公司

SHANGHAI KAICHENG PUMP CO.,LTD

地址：上海市陕西北路1438号
邮编：200060
电话：021-62989587 62989687
021-56701122 52527372
0086-21-62989871
传真：021-62989790
国内贸易邮箱： kcmp@kcmp.cn
国际贸易邮箱： Sell@kcmp.cn
公司邮箱：kaicheng@sh163.net
公司网址： http://www.kcmp.cn
免费咨询电话：8008207382

Add. No.1438 Shanxi North Road.ShangHai.
Zip: 200060
Tel: 021-62989587 62989687
021-56701122 52527372
0086-21-62989871
Fax: 021-62989790
Domestic Trade: kcmp@kcmp.cn
International Trade: Sell@kcmp.cn
E-mail: kaicheng@sh163.net
Web: www.kcmp.cn